




MUNICIPIO DE HUIMANGUILLO												
ESTADO ANALITICO DE INGRESOS POR FUENTE Y CONCEPTO												
DEL 1 DE ENERO AL 31 DE MARZO DE 2026												
Ingresos por Fuente y Concepto	Estimado	Adecuaciones		Modificado	Devengado	Recaudado	Por Devenir		Por Recaudar		Al Mes	
		Ampliaciones	Reducciones				Absoluto	Relativo	Absoluto	Relativo		Estimado
INGRESOS PROPIOS	46,662,758.00	0.00	0.00	46,662,758.00	31,232,586.54	31,232,586.54	15,430,171.46	33.07	0.00	0.00	5,379,218.42	6,942,870.66
GENERADOS	46,662,758.00	0.00	0.00	46,662,758.00	31,232,586.54	31,232,586.54	15,430,171.46	33.07	0.00	0.00	5,379,218.42	6,942,870.66
IMPUESTOS SOBRE LOS INGRESOS	4.00	0.00	0.00	4.00	0.00	0.00	4.00	100.00	0.00	0.00	0.00	0.00
IMPUESTOS SOBRE EL PATRIMONIO	12,250,000.00	0.00	0.00	12,250,000.00	6,192,049.20	6,192,049.20	6,057,950.80	49.45	0.00	0.00	2,500,873.00	1,350,380.86
IMPUESTOS SOBRE LA PRODUCCION, EL CONSUMO Y LAS TRANSACCIONES	4,247,801.00	0.00	0.00	4,247,801.00	6,039,585.84	6,039,585.84	-1,791,784.84	-42.18	0.00	0.00	353,983.42	589,050.78
ACCESORIOS DE IMPUESTOS	3,443,004.00	0.00	0.00	3,443,004.00	744,031.80	744,031.80	2,698,972.20	78.39	0.00	0.00	297,733.00	204,007.34
CONTRIBUCIONES DE MEJORAS POR OBRAS PUBLICAS	1.00	0.00	0.00	1.00	0.00	0.00	1.00	100.00	0.00	0.00	0.00	0.00
DERECHOS POR PRESTACION DE DERECHOS NO COMPRIDOS EN LA LEY DE INGRESOS VIGENTE, CAUSADOS EN EJERCICIOS FISCALES	5,877,860.00	0.00	0.00	5,877,860.00	5,809,426.74	5,809,426.74	68,233.26	1.16	0.00	0.00	489,805.00	1,683,833.31
PRODUCTOS	1,200,001.00	0.00	0.00	1,200,001.00	11,470,365.49	11,470,365.49	6,907,321.51	37.59	0.00	0.00	1,531,473.92	2,846,135.62
APROVECHAMIENTOS	988,350.00	0.00	0.00	988,350.00	504,457.07	504,457.07	895,543.93	57.96	0.00	0.00	100,000.08	114,784.22
APROVECHAMIENTOS PATRIMONIALES	298,250.00	0.00	0.00	298,250.00	118,876.25	118,876.25	849,473.75	87.72	0.00	0.00	80,895.83	22,052.15
ECONOMICAS	81,259,021.00	0.01	0.01	81,259,021.01	17,173,577.59	17,173,577.59	44,085,443.42	71.97	0.00	0.00	5,104,918.42	5,828,097.85
R080 FEIEF	0.00	0.01	0.01	0.01	0.01	0.01	0.00	0.00	0.00	0.00	0.00	0.00
PARTICIPACIONES	0.00	0.01	0.01	0.01	0.01	0.01	0.00	0.00	0.00	0.00	0.00	0.00
U093 FONDO PARA ENTIDADES FEDERATIVAS Y MUNICIPIOS PRODUCTORES DE HIDROCARBUROS EN REGIONES TERRESTRES	48,969,692.00	0.00	0.00	48,969,692.00	13,158,622.18	13,158,622.18	35,811,069.82	73.13	0.00	0.00	4,080,807.67	4,485,214.85
FONDOS DISTINTOS DE APORTACIONES	48,969,692.00	0.00	0.00	48,969,692.00	13,158,622.18	13,158,622.18	35,811,069.82	73.13	0.00	0.00	4,080,807.67	4,485,214.85
U093 FONDO PARA ENTIDADES FEDERATIVAS Y MUNICIPIOS PRODUCTORES DE HIDROCARBUROS EN REGIONES MARITIMAS	12,289,329.00	0.00	0.00	12,289,329.00	4,014,955.40	4,014,955.40	8,274,373.60	67.33	0.00	0.00	1,024,110.75	1,342,883.00
FONDOS DISTINTOS DE APORTACIONES	12,289,329.00	0.00	0.00	12,289,329.00	4,014,955.40	4,014,955.40	8,274,373.60	67.33	0.00	0.00	1,024,110.75	1,342,883.00
RAMO 28 PARTICIPACIONES A ENTIDADES FEDERATIVAS Y MUNICIPIOS	521,600,000.00	0.00	0.00	521,600,000.00	135,260,933.46	135,260,933.46	386,339,066.54	74.07	0.00	0.00	43,466,666.67	37,655,967.73
PARTICIPACIONES A MUNICIPIOS	521,600,000.00	0.00	0.00	521,600,000.00	135,260,933.46	135,260,933.46	386,339,066.54	74.07	0.00	0.00	43,466,666.67	37,655,967.73
PARTICIPACIONES	521,600,000.00	0.00	0.00	521,600,000.00	135,260,933.46	135,260,933.46	386,339,066.54	74.07	0.00	0.00	43,466,666.67	37,655,967.73
RAMO 33 APORTACIONES FEDERALES PARA ENTIDADES FEDERATIVAS Y MUNICIPIOS	448,921,220.00	2,777,875.00	0.00	451,699,095.00	124,617,836.66	124,617,836.66	327,081,258.34	72.86	0.00	0.00	41,390,900.80	41,570,731.15
1004 FII FAIS MUNICIPAL	238,847,948.00	2,728,856.00	0.00	241,576,804.00	72,140,859.92	72,140,859.92	169,435,944.08	70.94	0.00	0.00	23,884,794.80	24,047,473.20
APORTACIONES	238,847,948.00	2,728,856.00	0.00	241,576,804.00	72,140,859.92	72,140,859.92	169,435,944.08	70.94	0.00	0.00	23,884,794.80	24,047,473.20
I005 FIV FONDO DE APORTACIONES PARA EL FORTALECIMIENTO DE LOS MUNICIPIOS (FORTAMUN)	210,073,272.00	48,019.00	0.00	210,122,291.00	52,476,976.74	52,476,976.74	157,645,314.26	75.04	0.00	0.00	17,506,106.00	17,523,257.95
APORTACIONES	210,073,272.00	48,019.00	0.00	210,122,291.00	52,476,976.74	52,476,976.74	157,645,314.26	75.04	0.00	0.00	17,506,106.00	17,523,257.95
CONVENIOS	5,117,904.00	3.73	0.00	5,117,907.73	1,239,692.73	1,239,692.73	3,878,215.00	75.78	0.00	0.00	426,492.00	407,086.11
TRANSITO	5,117,904.00	3.73	0.00	5,117,907.73	1,239,692.73	1,239,692.73	3,878,215.00	75.78	0.00	0.00	426,492.00	407,086.11
CONVENIOS	5,117,904.00	3.73	0.00	5,117,907.73	1,239,692.73	1,239,692.73	3,878,215.00	75.78	0.00	0.00	426,492.00	407,086.11
Total	1,083,560,303.00	2,777,878.74	0.00	1,086,338,181.74	309,524,626.98	309,524,626.98	776,814,184.76	71.69	0.00	0.00	95,768,196.30	92,404,753.50

"Bajo protesta de decir verdad declaramos que los Estados Financieros y sus notas, son razonablemente correctos y son responsabilidad del emisor."


 MTR. SILVANO ARTURO COLLUNGA
 RAMON
 DIRECTOR DE FINANZAS


 LIC. MARI LUZ VELAZQUEZ JIMENEZ
 PRESIDENTA MUNICIPAL


 LIC. JOSE DEL CARMEN SERRANO
 SINDICO DE HACIENDA